

AQUAPURA SPLIT

The AQUAPURA SPLIT heat pump is a modern, efficient, and clean solution that guarantees comfort in your home, while always respecting the environment. It is a smart way to use natural resources to improve your quality of life; by adopting this solution you will be making a serious commitment to the issue of reducing harmful emissions into our atmosphere, therefore contributing to the natural balance of the planet.

It is a solution that adapts to both domestic and industrial use, i.e. for hot water consumption in facilities such as:

- Hotels
- Guest houses
- Hospitals
- Gyms
- Etc.

The heat pump for AQUAPURA SPLIT is direct-contact condenser technology.

It has two parts:

- Split-system heat pump which is installed outdoors
- DHW heater installed indoor

The interconnection between the two parts is done with refrigerating connections (up to 20 meters).

The AQUAPURA SPLIT can be used at outdoor temperatures of up to -15°C, allowing for the production of domestic hot water up to 65°C just with the compressor, which allows for direct replacement of the existing electric cylinder or water heater.

ADVANTAGES AQUAPURA SPLIT

- WATER TEMPERATURE UP TO 65°C, ONLY WITH COMPRESSOR
- ABSOLUTE SILENCE INSIDE YOUR HOUSE
- WITHOUT DUCTS
- UP TO 20 METERS BETWEEN THE OUTDOOR UNIT AND THE WATER HEATER
- REDUCED HEATING TIME

OPERATING PRINCIPLE

There is a cooling liquid that is pumped to an outdoor heat exchanger (evaporator). Here the liquid, with the help of a fan, absorbs the energy from the atmosphere to the temperature differential obtained outdoors. During this process, the liquid changes to a gaseous state. The gaseous state is sucked in by the mechanical part of the system, the compressor. Here it is compressed, the

pressure goes up and consequently the liquid temperature increases. After this, the liquid travels to a second inside heat exchanger (condenser) and transfers heat to the water in the cylinder. The fluid goes into liquid state by cooling down. The liquid pressure is reduced due to a strangulation that happens in the expansion valve and the process starts again.

UP TO
75%
OF FREE
ENERGY



Follow us at
ENERGIE PORTUGAL

Authorized Dealer



More detailed information at
energie.pt



Address Zona Industrial de Laúndos, Lote 48
4570-311 Laúndos - Póvoa de Varzim PORTUGAL
GPS Coordinates N 41 27.215' , W 8 43.669'
Telephone + 351 252 600 230

Fax + 351 252 600 239
E-mail energie@energie.pt
Web www.energie.pt

Project co-financed by:



This brochure was created merely to inform and does not constitute a contractual offer to ENERGIE Est Ltd. ENERGIE Est Ltd. compiled the contents of this brochure to the best of their knowledge. No expressed or implied warranty is given regarding the totality, accuracy, reliability or fitness for a particular purpose of the content and the products and services it offers. The specifications may be subject to alterations without notice. ENERGIE Est Ltd. explicitly rejects direct or indirect damage, in its widest sense, resulting or related to the use and/or interpretation of this brochure. R3V0/01/2020

DESIGN, DEVELOPMENT
AND EUROPEAN MANUFACTURING

ENERGIE
THERMODYNAMIC SOLAR ENERGY

AQUAPURA SPLIT

DOMESTIC HOT WATER
ECONOMY | COMFORT | ECOLOGY



Energy Class
A+

UP TO
65°C
TEMPERATURE

CONNECTION
UNTIL
20
METERS
DISTANCE


250
300
500
LITERS

HEAT PUMPS FOR DOMESTIC
WATER HEATING

STAINLESS STEEL CYLINDER



- 1 Cylinder
- 2 Condenser (Coil)
- 3 Optional Supplementary Coil
- 4 Ceramic Resistance + Thermostat + Sensor
- 5 Magnesium Anode
- 6 High Density Insulation
- 7 Outside Coating
- 8 Split Cover
- 9 Electronic Controller
- 10 Ventilator
- 11 Evaporator
- 12 Expansion Valve
- 13 Unit box
- 14 Compressor



AQUAPURA SPLIT

MINIMUM BUSY SPACE INSIDE THE HOUSE, ONLY THE BALL

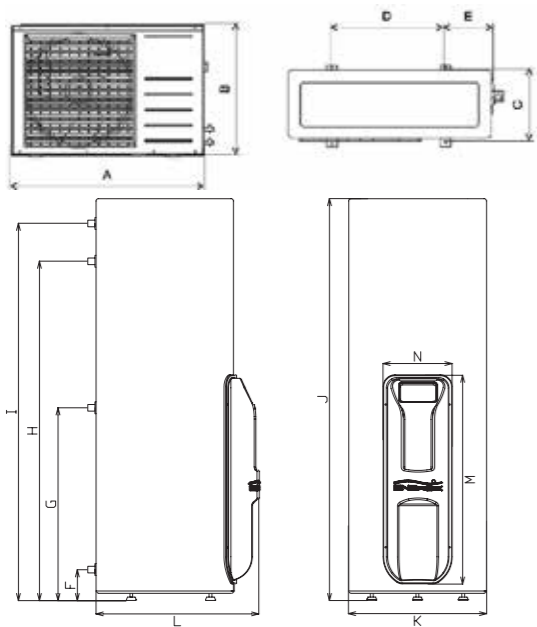
ABSOLUTE SILENCE IN YOUR HOME

VARIED CAPACITIES, MODELS WITH AND WITHOUT ADDITIONAL COIL



Check warranty conditions

TECHNICAL DRAWING | DIMENSIONS



With flares valves on the split unit and on the cylinder

Dimensions mm	Outside Unit		
	250I/IX	300I/IX	500I/IX
A			776
B			546
C			241
D			548
E			114
F	89	92	92
G	830	772	772
H	1341	1172	1784
I	1469	1315	1927
J	1530	1390	1990
K	580	650	650
L	685	755	755
M		879	
N		290	
Inlet	696	621	1515
Outlet	177	221	625
Outlet hot water		3/4" Male	T" Male
PT Valve		1/2" Female	
Recirculation		3/4" Male	
Inlet cold water		3/4" Male	T" Male
Coil (inlet/outlet)		T" Male	


EQUIPMENT

Model	Stainless	Thermal Power W(Med/Max)	Power Consumption W (Med/Max)	Electrical Supply V/Hz	Extra Coil	Litres	No. of People
APS 250i	x	1920/3200	600/1000	230/50		250	5
APS 300i	x	1920/3200	600/1000	230/50		300	6
APS 500i	x	1920/3200	600/1000	230/50		500	9
APS 250ix	x	1920/3200	600/1000	230/50		250	5
APS 300ix	x	1920/3200	600/1000	230/50		300	6
APS 500ix	x	1920/3200	600/1000	230/50		500	9

ELECTRONIC CONTROLLER

The electronic controller that is part of the **AQUAPURA SPLIT** heat pump is a simple and intuitive programmer that allows for:

- The adjustment of the heat pump temperature set point
- The adjustment of the auxiliary coil temperature set point
- Time programming
- The setting of parameters and temperatures



TECHNICAL DATA

CYLINDER		250 I/IX	300 I/IX	500 I/IX
Capacity	L	250	300	500
Dimensions (ø height)	M	0,58 1,530	0,65 1,390	0,65 1,990
Gross weight	Kg	62/69*	72/79*	110/121*
Material	-	Stainless Steel AISI444		
Outside coating	-	Metallic slate		
Insulation	-	High density polyurethane (55mm)		
Corrosion protection	-	Magnesium Anode 1"1/4		
Maximum water temperature	°C	80		
Maximum operation pressure	Bar	7		
Thermal loss	kWh/24h	1,01	1,17	1,81
Coil* (ø length)	M	0,025 10	0,025 10	0,025 24
Coil thermal power*	kW	20**		54**
Protection Index	-	IPX1		
Auxiliary coil power	W	1500		2200
Refrigerating connections	pol.	1/4" 3/8"		
Hydraulic Connections (Inlet outlet recirculation PT valve coil *)	pol.	3/4M 3/4M 3/4M	1/2F 1M	1M 1M 3/4M 1/2F 1M

*Models IX

**Primary circuit (Te = 90°C; Ts = 80°C); DHW circuit (Te = 10°C; Ts = 60°C)

OUTSIDE UNIT

Weight	kg	33		
Refrigerating connections	pol.	1/4" 3/8"		
Sound level	dB	59		
Power supply	V / Hz	230 Mono / 50		
Protection Index	-	IPX1		
Absorbed electrical power (BC) (med / max)	W	600 / 1000		
Thermal power supplied (BC) (med / max)	W	1920 / 3200		
Maximum distance between refrigeration connections	m	20 (height max. 10)		
Outdoor operating temperature range	°C	-14 / 43		
Refrigerating fluid	type/g	R134a / 1600		
Air flow	m3/h	1300		

PERFORMANCE

Tapping profile	-	XL	XL	XXL
COP	-	3,35	3,44	3,48
Amount of water removed at 40°C	L	323	362	572
ErP Class	-	A+	A+	A+
Energetic efficiency	%	139,3	143,2	139
Annual electricity consumption	kWh/year	1202,6	1170	2560

*A14 / W54 according to EN16147 and Delegated Regulation (EU) N°812 / 2013